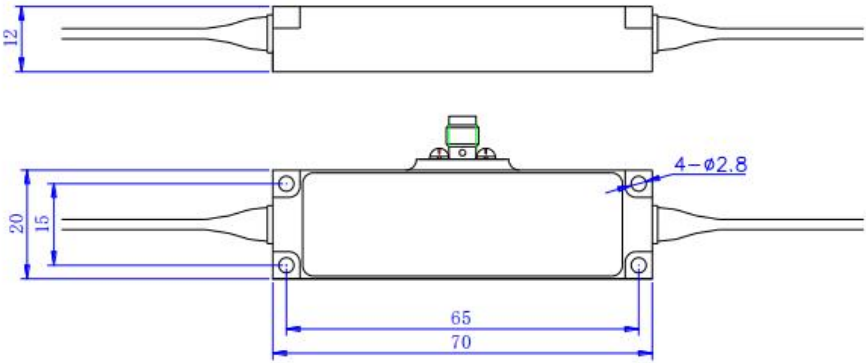


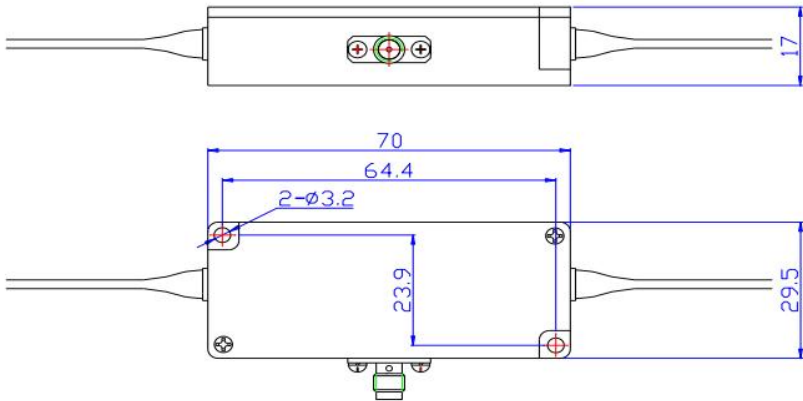
**1650 nm fiber AOM series**

<b>Product Overview:</b>	Acousto optic modulator is a kind of product that uses the principle of acousto-optic interaction to modulate the intensity and shift the frequency of laser. The wavelength range is from visible light to infrared region. It adopts all metal structure design, compact and solid sealed packaging structure, and innovative packaging technology, which ensure high reliability and temperature stability.				
<b>Performance characteristics:</b>	<ul style="list-style-type: none"> <li>•Short response time</li> <li>•Low insertion loss</li> <li>•High extinction ratio</li> <li>•High temperature stability and reliability</li> <li>•Small size</li> </ul>				
<b>Application area:</b>	<ul style="list-style-type: none"> <li>•Q-switched fiber laser</li> <li>•Laser Doppler coherent application</li> <li>•Ultra fast laser frequency reduction menu</li> <li>•Linear frequency modulation</li> </ul>				
<b>Ordering Information:</b>	(This indicator is a typical optical wavelength indicator, and other wavelengths and frequencies can be selected)				
Parameter	Unit	SGTF80-1650-1P	SGTF150-1650-1P	SGTF200-1650-1PFH	SGTF200-1650-1PFH(H)
Insertion loss	dB	<2.5	<3.5	<5	<3.5
Rise time	ns	<45	<30	<12	<12
Shift frequency	MHz	80	150	200	200
3dB frequency shift bandwidth	MHz	>15	>30	>40	>40
Wavelength	nm	1650 (Typical value)			
Optical power	W	≤0.5			
On - off extinction ratio	dB	≥50			
Polarization extinction ratio (PM device)	dB	≥20			
Polarization dependent loss	dB	<0.5			


(SM device)		
Driving power	W	<2
Fiber type	-	-
Optical fiber connector	-	FC/APC
RF input joint	-	SMA
Fiber length	m	>1
Input impedance	$\Omega$	50
VSWR	-	<1.3:1
Package	-	FA/FH



Package FH



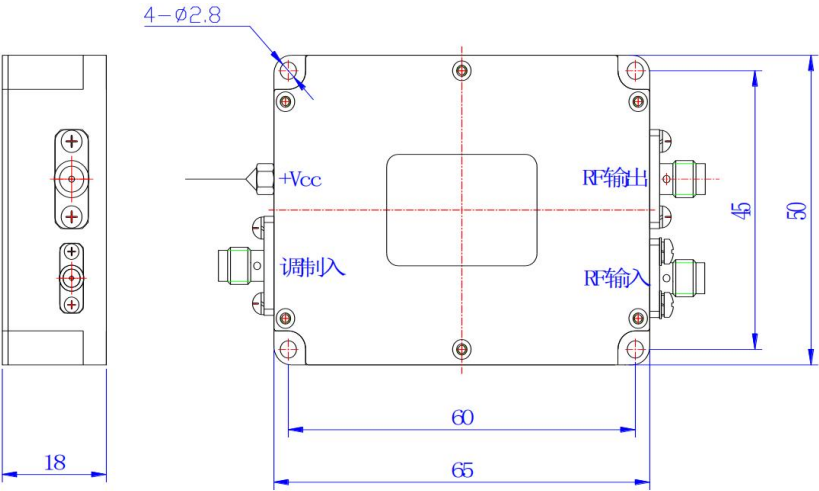
Package FA



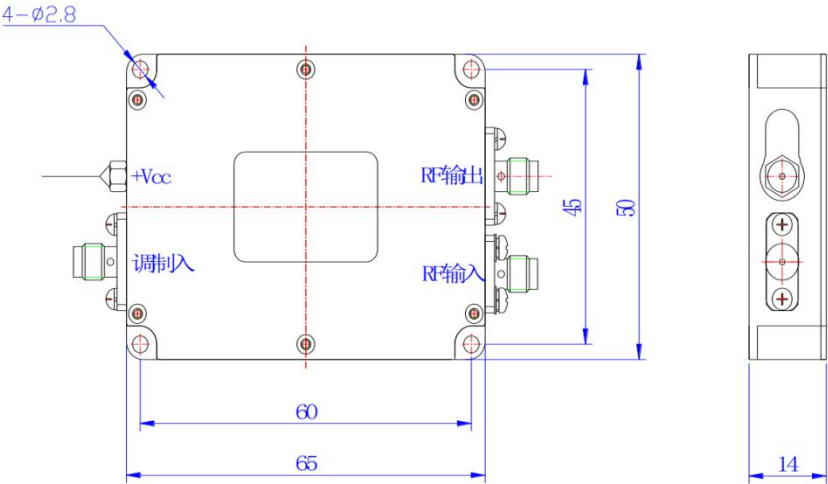
## Low-power N-type acoustooptic driver

Product Overview:	Product overview: acoustooptic driver is a RF driver that provides supporting functions for acoustooptic device products. It is applicable to acoustooptic modulator and frequency shifter products with driving power less than 3W. The RF signal generated by the driver is used to generate ultrasonic waves in the crystal of the acoustooptic device. The frequency and intensity of the RF signal applied will determine the degree to which the beam is modulated, deflected or tuned. The drive has good heat dissipation, and the use of matched drive will bring better temperature stability.			
Performance characteristics:	●Small size      ●Fast response time      ●Low power consumption      ●High temperature stability and reliability			
Supporting drive	-	Model (SGXXXX-33-N-ab) "X" - use "Y" for frequency shift function, and "T" for modulation function; "XXX" - operating frequency "33" refers to RF output power; "N" indicates the package type; "A" - use "1" for power supply voltage 24V, "2" for power supply voltage 12V; "b" - use "D" for digital TTL modulation, and "A" for analog modulation.		
		SGT80-33-N-1D	SGT150-33-N-1D	SGT200-33-N-1D
		SGT80-33-N-1A1	SGT150-33-N-1A1	SGT200-33-N-1A1
		SGT80-33-N-1A5	SGT150-33-N-1A5	SGT200-33-N-1A5
Specifications of modulation input interface				
Modulated signal input	-	Digital modulation (high level 3.3-5V; low level 0-0.2V@1k Ω) Analog modulation (A1: 0-1V@50 Ω) Analog modulation (A5: 0-5V@1k Ω)		
Modulated signal input impedance	Ω	-		
Interface	-	SMA		
RF output interface specification				

Output signal frequency	MHz	80	150	200
Frequency stability	ppm	20 （1 Special）		
Output signal power	W	<2		
Rise and fall time	ns	<25	<20	<10
Switching ratio	dB	≥60		
Harmonic suppression ratio	dBc	>25		
Signal output standing wave ratio	-	≤1.3		
Interface	-	SMA		
Complete machine specification				
Maximum power consumption	W	10		
Working voltage	Vdc	24±1V （Optional 12±0.5）		
Power interface		Through core capacitance (core wire is connected to positive, solder lug is connected to negative)		
Package	-	N/N2		



Package N



Package N2